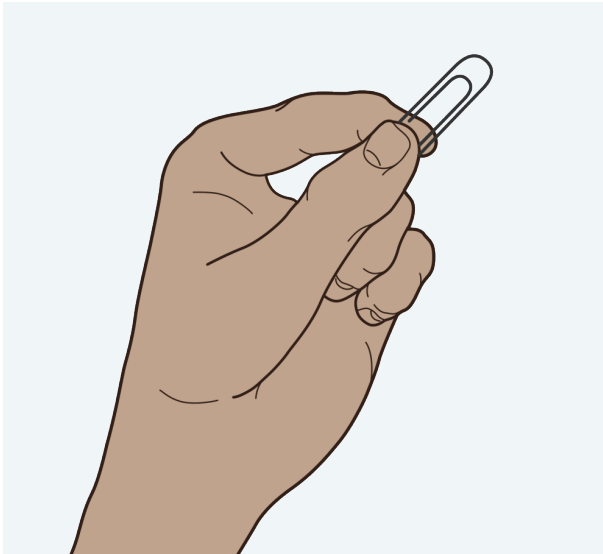


# Activity 8: Feeling temperature #3

Video demonstration




**Note:** this activity requires a box of paperclips, half of which have been in the freezer.



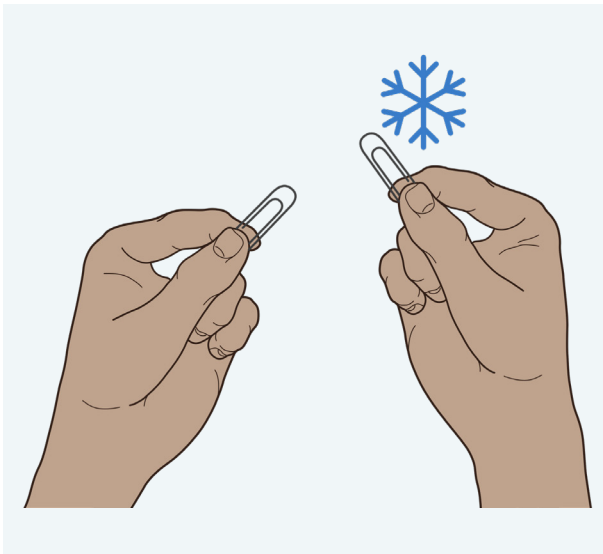
1. Give each student a room temperature paperclip.

*How does the paperclip feel? Is it hot, warm, cool or cold?*



2. Put the paperclip down and get one out of the box (from the freezer).

*How does this paperclip feel? Is it hot, warm, cool or cold?*



3. Now pick up the first paperclip in your other hand.

*Does it feel warmer or cooler than it did before?*

## Follow-on activity:

*Would the cold clip feel less cold if you wear gloves? How does having cold fingers make your body feel?*